

WASHINGTON - PARITY IS POSSIBLE

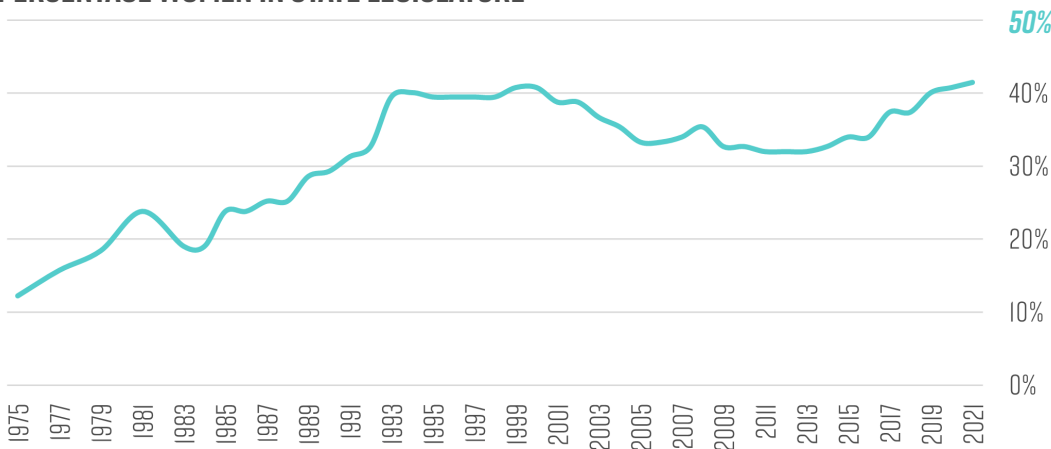
BUT ONLY WITH SUSTAINED INVESTMENT.

Washington has long been a leader in women's representation.

From 1993-2004, Washington ranked first nationwide for women's representation in the state legislature. Progress faltered in the early 2000s, when the percentage of women in the state legislature fell from a high of 40.8% in 2000 to just 32% in 2011.

Since then, women's representation has again begun to increase over the last decade, but significant work and investment is needed to break down the barriers women face when running for office and achieve and maintain parity in Washington.

PERCENTAGE WOMEN IN STATE LEGISLATURE



UNIQUE ASPECT OF WASHINGTON POLITICS

Washington is one of only four states that utilizes a **top-two primary system** in the U.S. All candidates compete in one primary and the top two vote getters move on to the general election.

This can positively affect women's political representation as it can decrease the gatekeeping power of political parties and increase the viability of third-party candidates.

DID YOU KNOW?

Washington State is one of just six states with a **majority-women Congressional delegation** with women holding eight of the 12 seats.



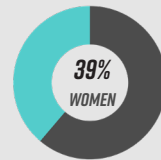
WASHINGTON BY THE NUMBERS

LEGISLATIVE

9TH

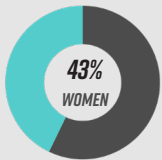
NATIONAL RANK IN LEGISLATIVE REPRESENTATION OF WOMEN

STATE SENATE



● 30 MEN ● 19 WOMEN

STATE HOUSE



● 56 MEN ● 42 WOMEN

SENATE

	DEM	REP
MEN	15	15
WOMEN	14	5

HOUSE

	DEM	REP
MEN	24	32
WOMEN	33	9

STATEWIDE

1 / 4

CURRENT STATEWIDE OFFICES HELD BY WOMEN

5 / 73

HISTORIC STATEWIDE OFFICES HELD BY WOMEN

LOCAL

6TH

NATIONAL RANK IN LOCAL REPRESENTATION OF WOMEN

39.9%

MUNICIPAL OFFICES HELD BY WOMEN

48.7%

MAYORAL OFFICES HELD BY WOMEN

FEDERAL

6 / 10

U.S. HOUSE SEATS HELD BY WOMEN

2 / 2

U.S. SENATE SEATS HELD BY WOMEN

14 / 108

HISTORIC CONGRESSIONAL OFFICES HELD BY WOMEN

Data: Center for American Women in Politics