



MICHIGAN - PARITY HAS PROGRESSED

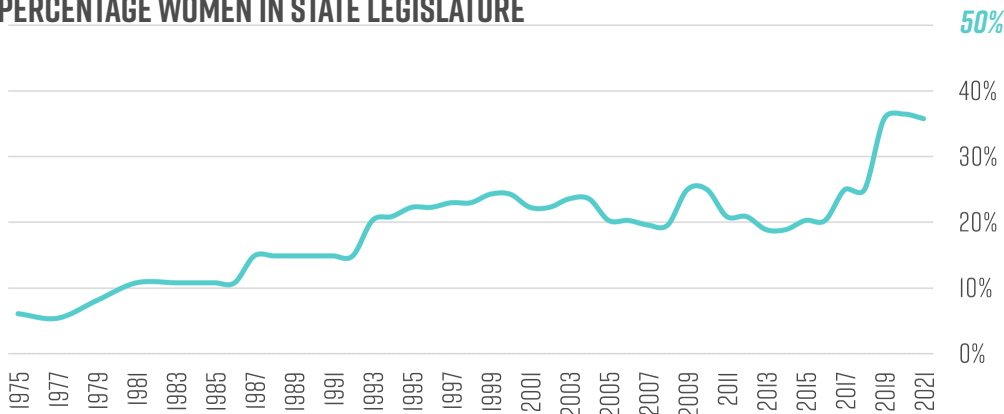
BUT WITHOUT INTERVENTION, PROGRESS WILL FALTER.

Michigan is led by women executives, but women remain underrepresented.

In 2018, Michigan elected three women to statewide executive office – Governor, Secretary of State, and Attorney General – which is staggering given that prior to 2018 only eight women had served in statewide executive office. 2018 was also a record-breaking year for women in the state legislature: women’s representation increased from 25% to almost 36%.

Progress, however, stalled in 2020 and the percentage of women in the legislature remained flat. More work must be done to build a pathway for Michigan women to elected office and achieve parity.

PERCENTAGE WOMEN IN STATE LEGISLATURE



UNIQUE ASPECT OF MICHIGAN POLITICS

Michigan is one of 15 states in the U.S. with **term limits for state legislators**. Legislators can serve in the House for just three, two-year terms and in the Senate for two, four-year terms. Michigan’s term limits are lifetime bans, meaning that once a legislator has served up to the limit, they can never run for that office again.

This is an important consideration for electing women as open seats, which women prefer to run for, come up more often, but it can be hard to maintain progress for women when they are forced to give up their seats after two or three terms.

DID YOU KNOW?

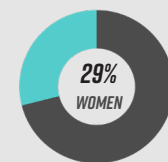
Michigan was the first state to have a woman lieutenant governor, Matilda R. Wilson. She was one of the wealthiest women in the world and was appointed in 1940. She served for one year, from January 1, 1940 – January 1, 1941, after losing the 1940 election.

MICHIGAN BY THE NUMBERS

LEGISLATIVE

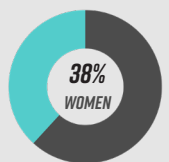
13TH NATIONAL RANK IN LEGISLATIVE REPRESENTATION OF WOMEN

STATE SENATE



● 25 MEN ● 11 WOMEN

STATE HOUSE



● 68 MEN ● 42 WOMEN

SENATE

	DEM	REP
MEN	8	17
WOMEN	8	3

HOUSE

	DEM	REP
MEN	25	43
WOMEN	27	15

STATEWIDE

3 / 4

CURRENT STATEWIDE OFFICES HELD BY WOMEN

11 / 211

HISTORIC STATEWIDE OFFICES HELD BY WOMEN

LOCAL

10TH

NATIONAL RANK IN LOCAL REPRESENTATION OF WOMEN

35.7%

MUNICIPAL OFFICES HELD BY WOMEN

40.0%

MAYORAL OFFICES HELD BY WOMEN

FEDERAL

6 / 14

U.S. HOUSE SEATS HELD BY WOMEN

1 / 2

U.S. SENATE SEATS HELD BY WOMEN

15 / 324

HISTORIC CONGRESSIONAL OFFICES HELD BY WOMEN

Data: Center for American Women in Politics